



lumini Solucoes em Iluminacao LTDA  
www.lumini.com.br  
Email:laboratorio@lumini.com.br  
Tel:+55 11 3437-5555 Fax:+55 11 3437-5555  
Address:Rua Ferreira Viana, 716 - Socorro - São Paulo/SP

---

## lumini

---

LumCAT:

Luminaire: ufo 550 s

LampCAT: modulo led 19W 2700K irc 90

Ballast type: led driver 700mA

Report No:

Voltage(V): 127.0000

Test No:

Current(A): 0.1680

Number of Lamps: 1

Power (W): 21.1500

Lamp flux(lm): 2560.0

PF: 0.9900

Length(mm): 550

Width(mm): 550

Phm Type: C

Height(mm): 0

---

## Photometric Results

---

Lumens(lm): 445.54, Efficiency(%): 17.40% , Luminous Efficacy(lm/W): 21.07

Central intensity(cd): 704.580, Maximum intensity(cd): 704.580

Angle of maximum intensity: C=0.0  $\gamma$ =0.0

Beam angle of C0 plane : 44.91

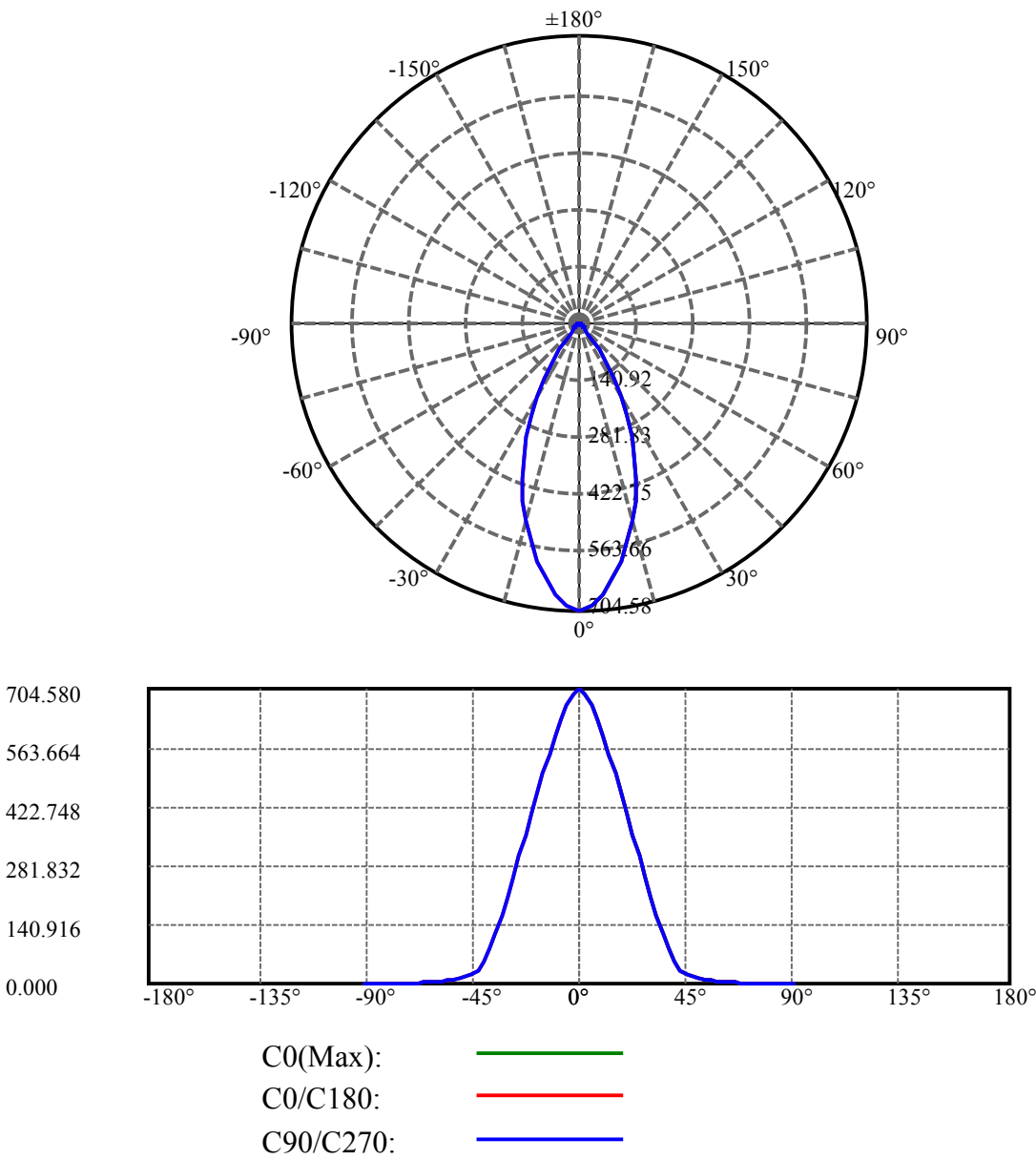
Aveage BeamAngle(IEC 61341):44.91

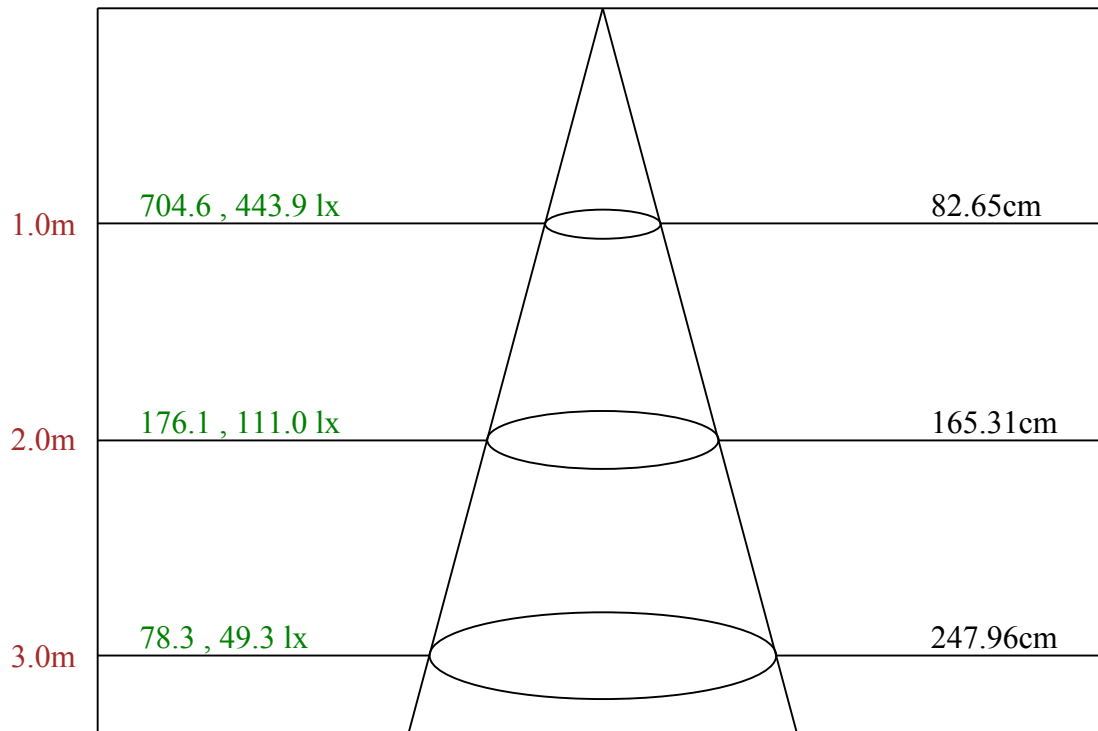
---

Equipment: equipamento lumini  
Temperature(°C): 25.5

Date: 7/4/2024  
Humidity(%): 55.0%

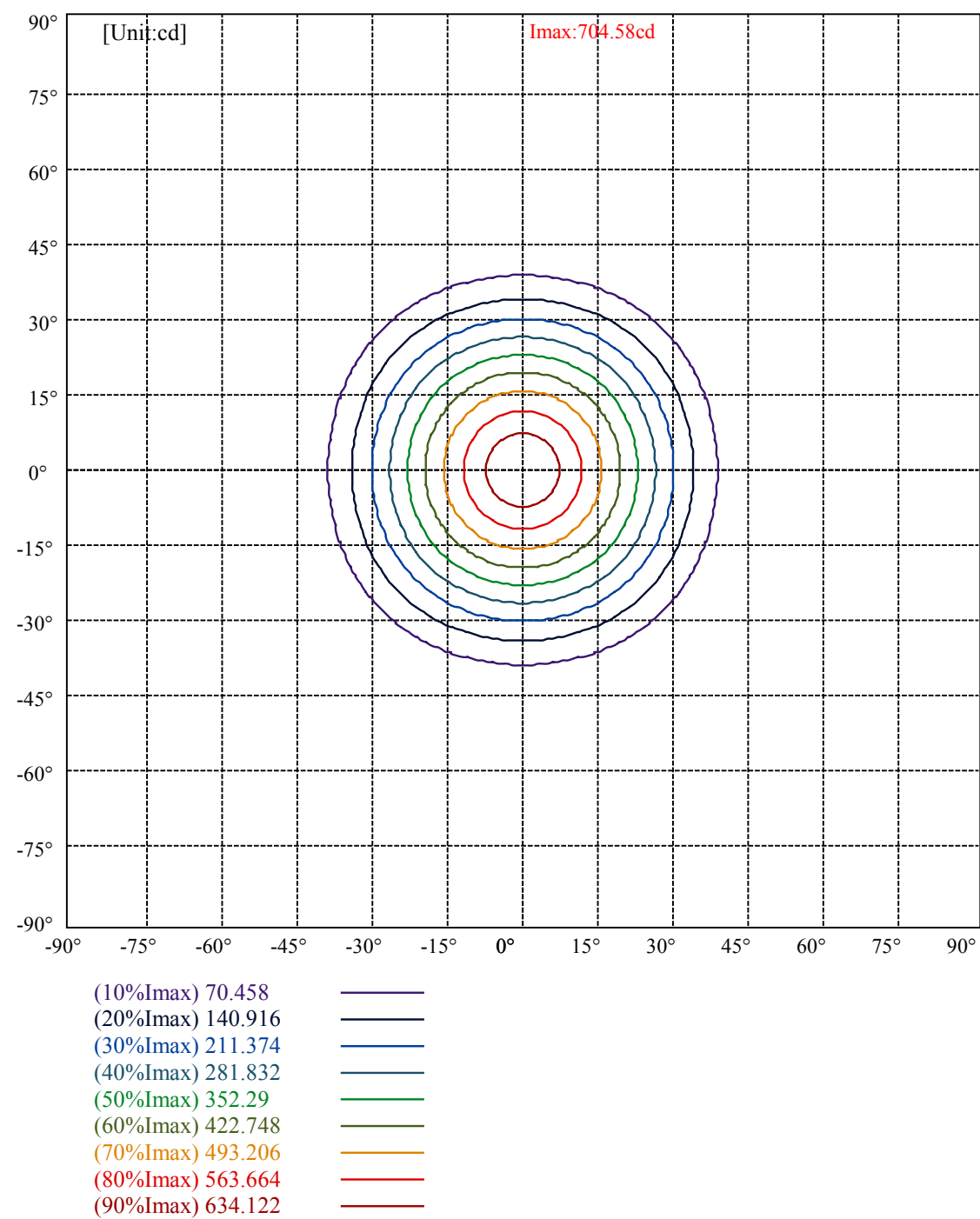
Operator: 01  
Distance(m): 6.90





Max , Ave

Beam angle of C0 plane 44.91



## lumini

### Luminance Limiting Curve(no luminous side)

Appendix Page: 5 Total:6

Luminance Table

$\gamma$	45	50	55	60	65	70	75	80	85
C0	95	65	42	26	19	16	17	22	40
C45	95	65	42	26	19	16	17	22	40
C90	95	65	42	26	19	16	17	22	40

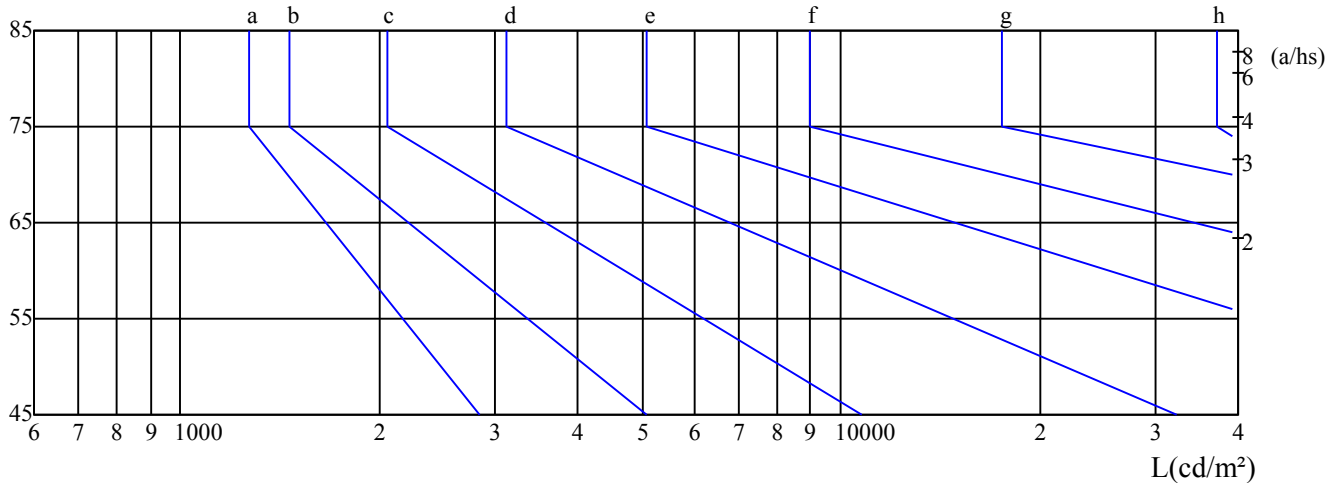
L(Hor)(65)	L(Ver)(65)	L45(65)	L(Hor)(75)	L(Ver)(75)	L45(75)	L(Hor)(85)	L(Ver)(85)	L45(85)
19	19	19	17	17	17	40	40	40

Glare Table

Glare	Quality	Service Values Illuminance(lx)							
1.15	A	2000	1000	500	$\leq 300$				
1.5	B		2000	1000	500	$\leq 300$			
1.85	C			2000	1000	500	$\leq 300$		
2.2	D				2000	1000	500	$\leq 300$	
2.55	E					2000	1000	500	$\leq 300$
		a	b	c	d	e	f	g	h

Luminance Limiting Curve

$\gamma(^{\circ})$



C0 ———

C45 ———

C90 ———

Equipment: equipamento lumini  
Temperature( $^{\circ}\text{C}$ ): 25.5

Date: 7/4/2024  
Humidity(%): 55.0%

Operator: 01  
Distance(m): 6.90

Illumination assessment according UGR											
Rf of Ceiling	70	70	50	50	30	70	70	50	50	30	
Rf of Wall	50	30	50	30	30	50	30	50	30	30	
Rf of Floor	20	20	20	20	20	20	20	20	20	20	
Room dimensions		Viewed crosswise					Viewed endwise				
X	Y										
2H	2H	0.50	1.47	0.86	1.78	2.10	-0.15	0.83	0.22	1.14	1.46
	3H	0.36	1.22	0.74	1.56	1.91	-0.28	0.58	0.10	0.92	1.27
	4H	0.30	1.10	0.70	1.45	1.82	-0.34	0.46	0.06	0.81	1.18
	6H	0.27	1.01	0.69	1.38	1.78	-0.36	0.37	0.06	0.75	1.15
	8H	0.25	0.95	0.67	1.33	1.74	-0.37	0.32	0.05	0.71	1.12
	12H	0.26	0.92	0.68	1.31	1.73	-0.36	0.30	0.07	0.70	1.11
4H	2H	0.23	1.03	0.63	1.39	1.75	-0.40	0.40	0.00	0.75	1.12
	3H	0.08	0.75	0.51	1.15	1.56	-0.54	0.13	-0.12	0.52	0.94
	4H	0.08	0.65	0.51	1.08	1.53	-0.54	0.03	-0.11	0.46	0.91
	6H	0.05	0.56	0.53	1.01	1.47	-0.56	-0.05	-0.08	0.40	0.86
	8H	0.08	0.56	0.57	1.01	1.49	-0.51	-0.04	-0.03	0.42	0.89
	12H	0.17	0.61	0.66	1.06	1.58	-0.41	0.02	0.08	0.47	1.00
8H	4H	-0.08	0.39	0.40	0.85	1.32	-0.69	-0.22	-0.21	0.24	0.71
	6H	-0.07	0.32	0.44	0.80	1.31	-0.66	-0.27	-0.15	0.21	0.72
	8H	0.06	0.39	0.60	0.91	1.41	-0.51	-0.18	0.03	0.34	0.84
	12H	0.24	0.49	0.79	1.01	1.53	-0.31	-0.06	0.23	0.46	0.98
12H	4H	-0.12	0.31	0.37	0.76	1.28	-0.73	-0.30	-0.24	0.15	0.68
	6H	-0.05	0.27	0.48	0.80	1.29	-0.63	-0.31	-0.10	0.21	0.71
	8H	0.07	0.32	0.61	0.84	1.36	-0.49	-0.24	0.06	0.28	0.80
Variation with the observer position at spacings:											
S = 1.0H		4.8/-6.6					4.8/-6.6				
S = 1.5H		7.4/-7.4					7.4/-7.4				
S = 2.0H		9.2/-6.9					9.2/-6.9				
Standard tables:		BK1					BK1				
Uncorrected UGR		-17.7					-17.7				

依据CIE Publ. 117 计算 UGR, S/H = 0.25